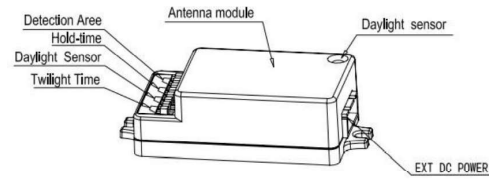
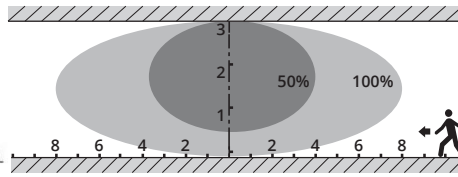


Item Description	Article number	IP	Class	Ta °C	Vac	Power
LED Bulkhead Venus G2 3-Step Dim Sensor (Daylight Priority)	1000381	IP20	II	-25 ~ +60	12 Vdc	<0.5

Structure:

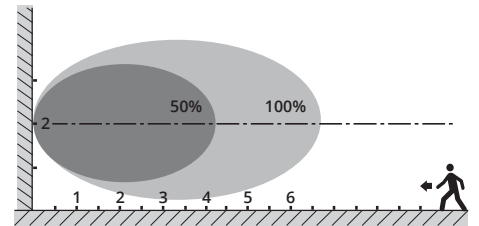


Ceiling mounting:



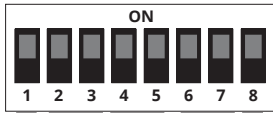
Ceiling mounted height: 3m
Sensitivity: 100%/50%
Slow moving speed (Speed: 0.3m/s)
Max. mounting height: 6m

Wall mounting:



Wall mounted height: 2m
Sensitivity: 100%/50%
Slow moving speed (Speed: 0.3m/s)

DIP Switch settings:



Detection Area Hold Time Stand-by F Daylight Stand-by D
Detectiegebied Nalooptijd Wachstand Daglicht Wachstand

Detection Area Detectiegebied

ON	1	
ON	100%	
OFF	50%	

Hold Time Nalooptijd

ON	2	3	
ON	ON	5s	
OFF	ON	30s	
ON	OFF	1min	
OFF	OFF	3min	

Stand-by Function Wachstand Functie

ON	4	5	
ON	ON	0s	
OFF	ON	30s	
ON	OFF	3min	
OFF	OFF	+∞	

Daylight Function Daglicht Functie

ON	6	7	
ON	ON	5 lux	
OFF	ON	15 lux	
ON	OFF	50 lux	
OFF	OFF	Disable	

Stand-by DIM level Wachstand Functie niveau

ON	8	
ON	50%	
OFF	25%	

ON	OFF
5 lux	15 lux
15 lux	50 lux
50 lux	100 lux

Daylight function:

When the lux level is below the selected setting of 5, 15 or 50 lux (night/dusk) the lamp turns on. At dawn when the lux level is above 15, 50 or 100 lux the lamp will turn off and remain off. The lamp will not turn on during daytime even if there is a detection of motion.

Daglicht functie:

Wanneer het omgevingslicht onder de 5, 15 of 50 lux (nacht/schemer) komt schakelt het armatuur zich automatisch aan. Wanneer het omgevingslicht boven de 15, 50 of 100 lux (dag) komt schakelt het armatuur zich automatisch uit, en blijft uit door de dag bij bewegingsdetectie.

Factory Setting:

Detection Area: 100% / Hold Time: 5s / Stand-by period: 0s / Stand-by level: 25% / Daylight: Disable

Fabriekinstelling:

Detectiegebied: 100% / Nalooptijd: 5s / Wachstand Functie: 0s / Wachstand niveau: 25% / Daglicht Functie: Uitschakelen

Warning

- Only qualified electrician is allowed to do installation, maintenance and inspection for safety concern. It is dangerous for non-professional operators.
- Power should be cut off before installation, maintenance or inspection.
- Please install and use the product strictly according to the instruction.
- Do not disassemble or remold the product at will to avoid accident of electric shock or light falling.
- Working out of temperature range of -20 ~ +50 will shorten the lifetime of the product.

© 2021 Pragmalux - PDL Lighting Group B.V.- All rights reserved. Pragmalux-PDL Lighting Group B.V.- retains the right to modify product specifications without any prior notice or obligation and does not assume any liability for any consequences of using this document. Subject to errors and printing errors.
Version: : July 2021

